



## 762 Series Parallel Shaft AC

UP TO 2500 IN-LBS CONTINUOUS

The 762 Series hollow shaft offset AC gearmotors are available in single and three-phase from 1/20 to 1/2 HP with speeds to 1 rpm and 2500 in-lbs torque output.

### Specifications

Gearhead		Motor	Optional Accessories
Gearing:	AGMA class 9 heat treated steel 1st-stage helical, balance spur	Motor Type: PSC, Split Phase, 3-Phase Inverter Duty	Output shaft Part Number: P108-762-1250
Housing:	Precision machined die cast aluminum	Rotation: Reversible	<b>Additional Information</b> Wiring diagram pages 88-91
Lubrication:	Lifetime oil bath	Bearings: Ball	
Bearings:	<b>Output shaft:</b> supported by ball bearings; <b>Intermediate gearing:</b> supported with needle bearings	Insulation: Class B minimum	
Mounting:	All positions	Finish: All cast aluminum	
		Enclosure: TENV for 1/20 HP TEFC for 1/4 and 1/2 HP	

### 762 Series PSC 115V

Part Number	Speed (RPM)	Torque (in-lbs)	Input HP	Gear Ratio	Stages	Amps	Hz	Shipping Wt.
016-762-1645	1	2500	1/20	1644.9	4	0.6	60	28
016-762-1264	1.2	1822	1/20	1263.6	4	0.6	60	28
016-762-0835	1.8	1250	1/20	835.0	4	0.6	60	28
016-762-0736	2	1050	1/20	736.0	4	0.6	60	28
016-762-0418	3.5	625	1/20	418.0	4	0.6	60	28

### 762 Series PSC 115V/230V

Part Number	Speed (RPM)	Torque (in-lbs)	Input HP	Gear Ratio	Stages	Amps	Hz	Shipping Wt.
016-762-0267	6	2020	1/4	267.7	4	2.35/1.25	60/50	32
016-762-0150	11	1175	1/4	152.2	3	2.35/1.25	60/50	32

### 762 Series Split Phase 115V

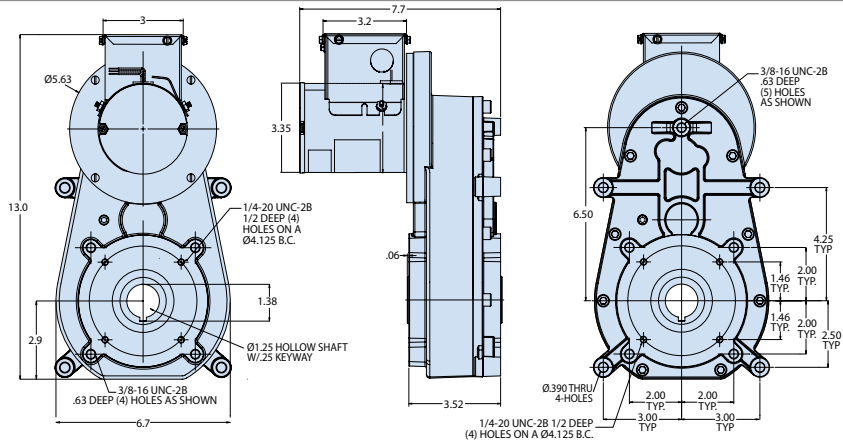
Part Number	Speed (RPM)	Torque (in-lbs)	Input HP	Gear Ratio	Stages	Amps	Hz	Shipping Wt.
014-762-0100	17	1776	1/2	99.4	3	7.9	60	34
014-762-0078	21	1375	1/2	78.5	3	7.9	60	34
014-762-0055	30	998	1/2	55.5	3	7.9	60	34
014-762-0028	60	498	1/2	27.9	3	7.9	60	34

### 762 Series 3-Phase Inverter Duty 230V

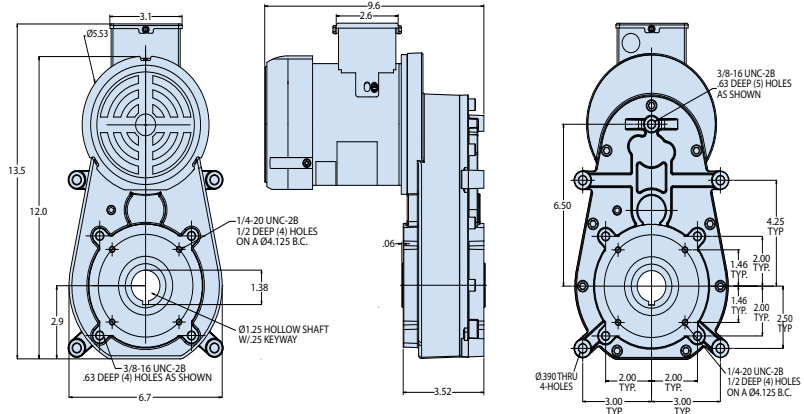
Part Number	Speed (RPM)	Torque (in-lbs)	Input HP	Gear Ratio	Stages	Amps	Hz	Shipping Wt.
017-762-1100	17	1529	1/2	99.4	3	1.6	60	34
017-762-1078	21	1207	1/2	78.5	3	1.6	60	34
017-762-1055	30	855	1/2	55.5	3	1.6	60	34
017-762-1028	60	430	1/2	27.9	3	1.6	60	34

HOLLOW SHAFT  
OFFSET  
GEARMOTORS

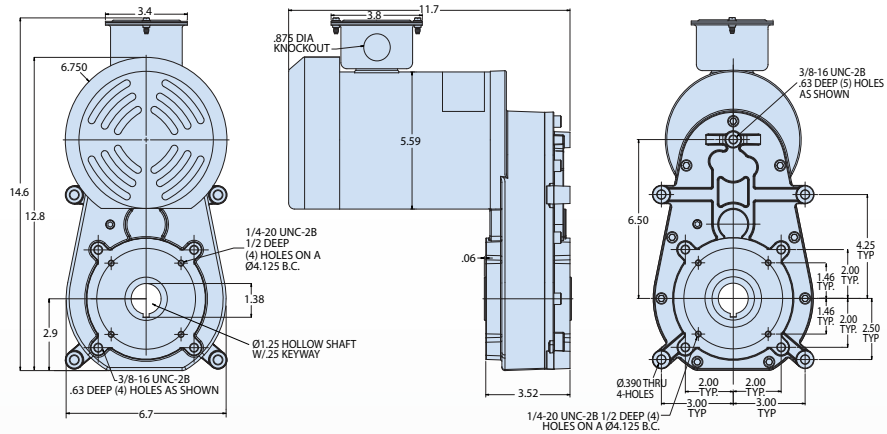
**762 1/20 HP 115V  
1 Phase 1-4 RPM**



**762 1/4 HP 115V/230V  
1 Phase 6-11 RPM**



**762 1/2 HP 115V  
1 Phase 17-60 RPM**



**762 1/2 HP 230V  
3 Phase Inverter Duty  
17-60 RPM**

